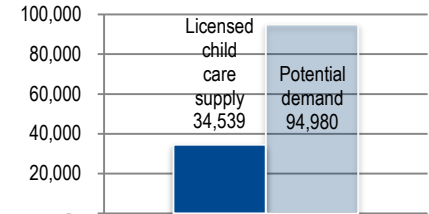


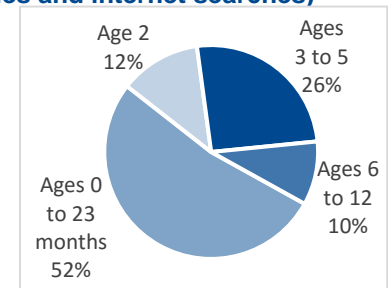
Children Potentially Needing Child Care

	0-2 yrs	3 yrs	4-5 yrs	6-12 yrs	Total
Children in State by Age ¹	31,427	9,915	19,472	64,731	125,545
% of Children Ages 0 to 5 with All Parents in the Labor Force ¹					72.2%
% of Children Ages 6 to 13 with All Parents in the Labor Force ¹					78.9%
Children Ages 0 to 5 potentially needing child care due to parents in workforce					43,908
Children Ages 6 to 12 potentially needing child care due to parents in workforce					51,073
Capacity of state-licensed child care programs (family, group, center, school-age ³)					34,539
Current Child Care Assistance Program Recipients Age 0-13 ¹					6,639
Percent to which supply meets potential demand					37%



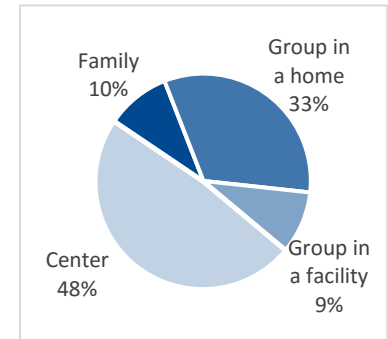
Referral Requests (July 2015 to June 2016, includes Child Care Aware® phone inquiries and internet searches)

Total children needing care as requested through Child Care Aware®	4,637
Ages 0 to 23 months	2,435
Age 2	570
Ages 3 to 5	1,185
Ages 6 to 12	447
Total children needing care before 7:00 a.m.	97
Total children needing care beyond 6:00 p.m.	50
Total children needing care Saturdays or Sundays	25



State-Licensed Early Childhood Program Type and Capacity² (2016)

	Family	Group in a home	Group in a facility	Center	Total
Number of Programs	337	715	126	171	1,349
Licensed Capacity	2,998	10,146	2,913	15,037	31,094
Reported Vacancies ⁴	259	633	255	991	2,138
Providers/Capacity Added	121/1074	53/746	22/507	17/1411	213/3738
Providers/Capacity Lost	87/748	100/1317	24/519	5/351	216/2935
Programs open before 7:00 a.m.	64	165	35	78	342
Programs open after 6:00 p.m.	17	30	6	17	70
Programs open on Weekends	9	16	0	6	31
Reported Size of Workforce	340	1,020	484	3,112	4,956
State-licensed school-age programs ³		46	with a licensed capacity of		3,445



Annual Cost of State-Licensed Child Care²

Age of Child	Home-based Programs		Centers and Group Facilities	
	Average	Highest Rate	Average	Highest Rate
Ages 0 to 17 months	\$7,249	\$13,000	\$8,661	\$16,640
18 to 35 months	\$7,080	\$13,000	\$8,329	\$15,080
Ages 3 to 5	\$6,960	\$11,700	\$7,830	\$13,520

www.ndchildcare.org

¹ 2016 ND Kids Count Fact Book

² Child Care Aware® of North Dakota NACCRRAware Database (surveyed between January and June 2016)

³ School-age care numbers reflect programs licensed exclusively as before and after school programs under Early Childhood Services rules. Not all school-age programs are required to be licensed. In addition, many school-age children are enrolled in family/group programs and child care centers.

⁴ Vacancies change daily and may not match the location or program characteristics desired by families needing care. A 10% vacancy rate allows families some choice among programs.