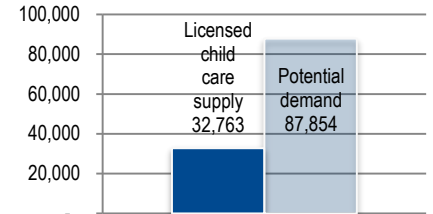


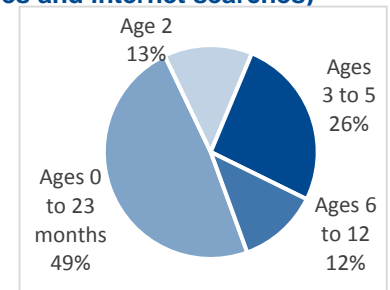
Children Potentially Needing Child Care

	0-2 yrs	3 yrs	4-5 yrs	6-12 yrs	Total
Children in State by Age ¹	27,529	9,324	18,511	58,045	113,409
% of Children Ages 0 to 5 with All Parents in the Labor Force ¹					73.8%
% of Children Ages 6 to 13 with All Parents in the Labor Force ¹					80.9%
Children Ages 0 to 5 potentially needing child care due to parents in workforce					40,883
Children Ages 6 to 12 potentially needing child care due to parents in workforce					46,970
Capacity of state-licensed child care programs (family, group, center, school-age ³)					32,763
Current Child Care Assistance Program Recipients Age 0-13 ¹					4,381
Percent to which supply meets potential demand					37%



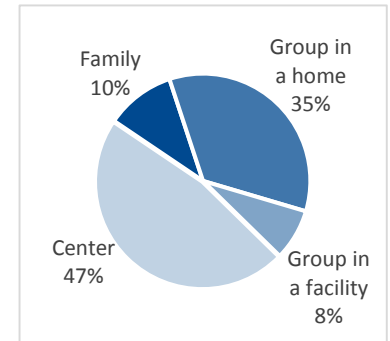
Referral Requests (July 2013 to June 2014, includes Child Care Aware® phone inquiries and internet searches)

Total children needing care as requested through Child Care Aware®	7,198
Ages 0 to 23 months	3,488
Age 2	963
Ages 3 to 5	1,871
Ages 6 to 12	876
Total children needing care before 7:00 a.m.	808
Total children needing care beyond 6:00 p.m.	406
Total children needing care Saturdays or Sundays	343



State-Licensed Early Childhood Program Type and Capacity² (2014)

	Family	Group in a home	Group in a facility	Center	Total
Number of Programs	361	718	112	157	1,348
Licensed Capacity	3,027	10,003	2,239	13,604	28,873
Reported Vacancies ⁴	251	574	188	556	1,569
Providers/Capacity Added	153/1205	62/827	31/617	13/673	259/3322
Providers/Capacity Lost	73/525	98/1251	12/210	11/519	194/2505
Programs open before 7:00 a.m.	82	193	30	77	382
Programs open after 6:00 p.m.	18	35	6	16	75
Programs open on Weekends	10	21	2	7	40
Reported Size of Workforce	382	1,021	503	2,813	4,719
State-licensed school-age programs ³	53 with a licensed capacity of				3,890



Annual Cost of State-Licensed Child Care²

Age of Child	Home-based Programs		Centers and Group Facilities	
	Average	Highest Rate	Average	Highest Rate
Ages 0 to 17 months	\$6,822	\$13,520	\$8,211	\$16,640
18 to 35 months	\$6,653	\$13,520	\$7,915	\$15,080
Ages 3 to 5	\$6,534	\$11,700	\$7,507	\$14,040

www.ndchildcare.org

¹ 2014 ND Kids Count Fact Book

² Child Care Aware® of North Dakota NACCRRAware Database (surveyed between January and June 2014)

³ School-age care numbers reflect programs licensed exclusively as before and after school programs under Early Childhood Services rules. Not all school-age programs are required to be licensed. In addition, many school-age children are enrolled in family/group programs and child care centers.

⁴ Vacancies change daily and may not match the location or program characteristics desired by families needing care. A 10% vacancy rate allows families some choice among programs.